

# RG-ES200 Series Smart Cloud Managed Switches

DATASHEET

[Explore More](#)



## Highlights

- Abundant models fit needs for access layer in SMB network
- Cost-Effective Smart Cloud Managed Switches
- IP Camera Recognition, Unique Value for CCTV Network
- Automatic Loop Prevention Ensures Service Continuity
- Lifetime management on Ruijie Cloud at anytime anywhere

# Highlight Features

## RG-ES200 Series Switches

Gigabit access switch fits the needs in SMB network



802.3at / 802.3af



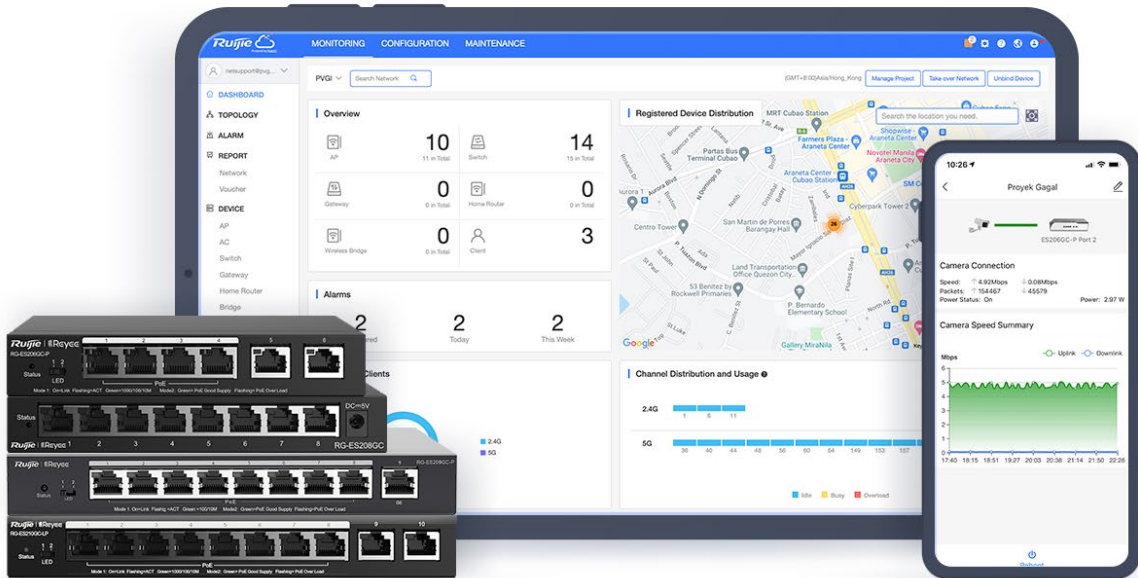
Abundant Application Scenarios



Centralized Cloud Management

## Cost-Effective Smart Cloud Managed Switches

ES200 adopts a light-weighted Cloud management design, providing faster response to support richer features.



IP Camera/NVR recognition



Automatic Loop Prevention




Mobile VLAN Configuration



Intelligent PoE Adaptive

# Highlight Features

## Unique Value for CCTV Network



250 meters transmission\*

Flexible extend mode

IPC Offline Alarm

Individual port reboot

Reboot succeeded

## Automatic Loop Prevention Ensures Service Continuity

Network stays connected when network loop happens



Loop Prevention  
Detects and prevents loops automatically.

Loop Prevention  
Detects and prevents loops automatically.

PortG03  
1000M 0 4.7 Reboot | More

PortG04  
1000M 0.001 5.1 Reboot | More

PortG05  
1000M 0.010 0.0 Reboot | More

View More

VLAN Settings

Loop Prevention  
Detects and prevents loops automatically.

Cable Test

Monitor

Device Log

Delete

Reboot

Ruijie | Reyee  
RG-ES205GC-P


Status  
LED

Mode1: On+Link Flashing  
Mode2: Green PoE Good Supply Flashing

## Highlight Features

### **Cloud, Make Your Business Easy**

- SON, zero touch provisioning to Cloud
- Configure VLANs on Ruijie Cloud APP
- Monitor switch statistics at anytime anywhere
- Easy maintenance, save onsite time and cost



# Specifications

Specification	RG-ES205GC	RG-ES208GC	RG-ES206GC-P	RG-ES206GS-P	RG-ES210GC-LP	RG-ES210GS-P	RG-ES205GC-P	RG-ES209GC-P
<b>Basic</b>								
<b>Total Number of Electrical Ports</b>	5	8	6	6	10	10	5	9
<b>Total Number of Optical Ports</b>	N/A	N/A	N/A	1	N/A	1	N/A	N/A
<b>Number of Combo Ports</b>	N/A	N/A	N/A	1	N/A	1	N/A	N/A
<b>Number of 1 Gbps Optical Ports (SFP)</b>	N/A	N/A	N/A	1	N/A	1	N/A	N/A
<b>Number of 10/100/1000 Base-T Ports</b>	5	8	6	6	10	10	5	9
<b>Number of PoE/PoE+ Ports</b>	N/A	N/A	4	4	8	8	4	8
<b>Max. PoE Power Budget</b>	N/A	N/A	54W	54W	70W	120W	54W	120W
<b>PoE Power Pins</b>	N/A	N/A	1 2+, 3 6-	1 2+, 3 6-	1 2+, 3 6-	1 2+, 3 6-	1 2+, 3 6-	1 2+, 3 6-
<b>Layer</b>	L2	L2	L2	L2	L2	L2	L2	L2
<b>Switching Capacity</b>	10Gbps	16Gbps	12Gbps	12Gbps	20Gbps	20Gbps	10Gbps	18Gbps
<b>Forwarding Rate</b>	7.4Mpps	11.9Mpps	8.9Mpps	8.9Mpps	14.8Mpps	14.8Mpps	7.4Mpps	13.4Mpps
<b>Buffer Size</b>	1Mbits	1.5Mbits	1.5Mbits	1.5Mbits	1.5Mbits	1.5Mbits	1Mbits	1.5Mbits
<b>Flash Memory</b>	4MB	4MB	4MB	4MB	4MB	4MB	4MB	4MB
<b>MAC Address Table Size</b>	2K	4K	2K	2K	4K	4K	2K	4K



Specification	RG-ES205GC	RG-ES208GC	RG-ES206GC-P	RG-ES206GS-P	RG-ES210GC-LP	RG-ES210GS-P	RG-ES205GC-P	RG-ES209GC-P
LLDP-MED	No	No	No	No	No	No	No	No
LLDP-PoE	No	No	No	No	No	No	No	No
Cable Test	Yes	Yes	Yes	Yes	Yes	Yes	Yes	Yes
IGMP Snooping v1	No	No	No	No	No	No	No	No
IGMP Snooping v2	No	No	No	No	No	No	No	No
IGMP Snooping v3(Basic)	No	No	No	No	No	No	No	No
Port-Level Rate Limiting (Ingress/Egress)	Yes	Yes	Yes	Yes	Yes	Yes	Yes	Yes
DNS Client	Yes	Yes	Yes	Yes	Yes	Yes	Yes	Yes
Web Management	Yes	Yes	Yes	Yes	Yes	Yes	Yes	Yes
HTTP	Yes	Yes	Yes	Yes	Yes	Yes	Yes	Yes
HTTPS	No	No	No	No	No	No	No	No
Ruijie Cloud Management	Yes	Yes	Yes	Yes	Yes	Yes	Yes	Yes
Ruijie Reyea App Management	Yes	Yes	Yes	Yes	Yes	Yes	Yes	Yes
IP-based Self-Organizing Network (SON)	Yes	Yes	Yes	Yes	Yes	Yes	Yes	Yes
Camera Detection	Yes	Yes	Yes	Yes	Yes	Yes	Yes	Yes
Loop Prevention	Yes	Yes	Yes	Yes	Yes	Yes	Yes	Yes
PoE Power Usage Alarm	No	No	Yes	Yes	Yes	Yes	Yes	Yes

Specification	RG-ES205GC	RG-ES208GC	RG-ES206GC-P	RG-ES206GS-P	RG-ES210GC-LP	RG-ES210GS-P	RG-ES205GC-P	RG-ES209GC-P	
<b>DHCP Snooping</b>	Yes	Yes	Yes	Yes	Yes	Yes	Yes	Yes	
<b>DHCP Client</b>	Yes	Yes	Yes	Yes	Yes	Yes	Yes	Yes	
<b>PoE Watchdog</b>	No	No	Yes	Yes	Yes	Yes	Yes	Yes	
<b>Web Authentication</b>	Yes	Yes	Yes	Yes	Yes	Yes	Yes	Yes	
<b>Hardware Specifications</b>									
<b>Reset Button</b>	Yes	Yes	Yes	Yes	Yes	Yes	Yes	Yes	
<b>DIP Switch</b>	No	No	LED Mode	LED Mode	LED Mode	LED Mode	LED Mode	LED Mode	
<b>Cable Hot-Swappable</b>	Yes	Yes	Yes	Yes	Yes	Yes	Yes	Yes	
<b>Power Supply</b>	AC input Rated voltage range: 100V to 240V Maximum voltage range: 90V to 264V Frequency: 50/60 Hz Rated current: 0.3A	AC input Rated voltage range: 100V to 240V Maximum voltage range: 90V to 264V Frequency: 50/60 Hz Rated current: 0.3A	AC input Rated voltage range: 100V to 240V Maximum voltage range: 90V to 264V Frequency: 50/60 Hz Rated current: 1.5A	AC input Rated voltage range: 100V to 240V Maximum voltage range: 90V to 264V Frequency: 50/60 Hz Rated current: 1.5A	AC input Rated voltage range: 100V to 240V Maximum voltage range: 90V to 264V Frequency: 50/60 Hz Rated current: 1.5A	AC input Rated voltage range: 100V to 240V Maximum voltage range: 90V to 264V Frequency: 50/60 Hz Rated current: 1.5A	AC input Rated voltage range: 100V to 240V Maximum voltage range: 90V to 264V Frequency: 50/60 Hz Rated current: 1.5A	AC input Rated voltage range: 100V to 240V Maximum voltage range: 90V to 264V Frequency: 50/60 Hz Rated current: 1.5A	AC input Rated voltage range: 100V to 240V Maximum voltage range: 90V to 264V Frequency: 50/60 Hz Rated current: 2.5A
	Adapter output Rated voltage range: 5V DC Rated current range: 1A	Adapter output Rated voltage range: 5V DC Rated current range: 1A	Adapter output Rated voltage range: 54V DC Rated current range: 1.11A	Adapter output Rated voltage range: 54V DC Rated current range: 1.11A	Adapter output Rated voltage range: 54V DC Rated current range: 1.11A	Adapter output Rated voltage range: 54V DC Rated current range: 1.48A	Adapter output Rated voltage range: 54V DC Rated current range: 2.4A	Adapter output Rated voltage range: 54V DC Rated current range: 1.11A	Adapter output Rated voltage range: 54V DC Rated current range: 2.4A







# Specifications

Model	RG-ES218GC-P	RG-ES226GC-P	RG-ES216GC	RG-ES224GC	RG-ES216GC-V2	RG-ES224GC-V2	RG-ES228GS-P	RG-ES220GS-P
<b>Basic</b>								
Total Number of Electrical Ports	16	24	16	24	16	24	26	18
Total Number of Optical Ports	2	2	N/A	N/A	N/A	N/A	2	2
Number of Combo Ports	N/A	N/A	N/A	N/A	N/A	N/A	N/A	N/A
Number of 1 Gbps Optical Ports (SFP)	2	2	N/A	N/A	N/A	N/A	2	2
Number of 10/100/1000Base-T Ports	16	24	16	24	16	24	26	18
Number of PoE/PoE+ Ports	16	24	N/A	N/A	N/A	N/A	24	16
Max. PoE Power Budget	240W	370W	N/A	N/A	N/A	N/A	370W	250W
PoE Power Pins	1 2+, 3 6-	1 2+, 3 6-	N/A	N/A	N/A	N/A	1 2+, 3 6-	1 2+, 3 6-
Layer	L2	L2	L2	L2	L2	L2	L2	L2
Switching Capacity	36Gbps	52Gbps	32Gbps	48Gbps	32Gbps	48Gbps	56Gbps	40Gbps
Forwarding Rate	26.8Mpps	38.7Mpps	23.8Mpps	35.7Mpps	23.8Mpps	35.7Mpps	41.664Mpps	29.76Mpps
Buffer Size	4.1Mbits	4.1Mbits	4.1Mbits	4.1Mbits	4.1Mbits	4.1Mbits	4.1Mbits	4.1Mbits
Flash Memory	8MB	8MB	8MB	8MB	8MB	8MB	8MB	8MB
MAC Address Table Size	8K	8K	8K	8K	8K	8K	8K	8K
Max. Number of VLANs	16	16	16	16	16	16	16	16
Dimensions (W x D x H)	300mm*230mm*43.6mm	440mm*289mm*43.6mm	440mm*165mm*44mm	440mm*165mm*44mm	440mm*165mm*44mm	440mm*165mm*44mm	440mm*214.9mm*44mm	300mm*223mm*43.6mm





Model	RG-ES218GC-P	RG-ES226GC-P	RG-ES216GC	RG-ES224GC	RG-ES216GC-V2	RG-ES224GC-V2	RG-ES228GS-P	RG-ES220GS-P
<b>Power Supply</b>	Rated voltage range: 100-240VAC Maximum voltage range: 90-264VAC Frequency: 50/60Hz Rated current: 6A	Rated voltage range: 100-240VAC Maximum voltage range: 90-264VAC Frequency: 50/60Hz Rated current: 6A	Rated voltage range: 100-240VAC Maximum voltage range: 90-264VAC Frequency: 50/60Hz Rated current: 0.6A	Rated voltage range: 100-240VAC Maximum voltage range: 90-264VAC Frequency: 50/60Hz Rated current: 0.6A	Rated voltage range: 100-240V~ Maximum voltage range: 90-264V~ Frequency: 50/60Hz Rated current: 0.6A	Rated voltage range: 100-240V~ Maximum voltage range: 90-264V~ Frequency: 50/60Hz Rated current: 0.6A	Rated voltage range: 100-240V~ Maximum voltage range: 90-264V~ Frequency: 50/60Hz Rated current: 7.2A	Rated voltage range: 100-240V~ Maximum voltage range: 90-264V~ Frequency: 50/60Hz Rated current: 4.5A
<b>Power Consumption</b>	Less than 15W with no PoE load Less than 255W with PoE full load	Less than 25W with no PoE load Less than 400W with PoE full load	≤12W	≤14W	≤10W	≤13W	Less than 25W with no PoE load Less than 400W with PoE full load	Less than 15W with no PoE load Less than 255W with PoE full load
<b>EEE</b>	No	No	No	No	No	No	No	No
<b>Port Surge Protection</b>	Common Mode 4KV	Common Mode 4KV	Common Mode 6KV	Common Mode 6KV	Common Mode 6KV	Common Mode 6KV	Common Mode 4KV	Common Mode 4KV
<b>Power Supply Surge Protection</b>	Common Mode: 4KV Differential mode 2KV	Common Mode: 4KV Differential mode 2KV	Common Mode: 6KV Differential mode 6KV	Common Mode: 6KV Differential mode 6KV	Common Mode: 6KV Differential mode 6KV	Common Mode: 6KV Differential mode 6KV	Common Mode: 6KV Differential mode 6KV	Common Mode: 6KV Differential mode 6KV
<b>Airflow</b>	Left to right	front to back	N/A	N/A	N/A	N/A	front to back & Left to back	Left to right
<b>Fan Speed Control</b>	Fan Speed Auto-Adjustment	Fan Speed Auto-Adjustment	N/A	N/A	N/A	N/A	Yes	Yes
<b>Acoustic Noise Level</b>	<45dB (when the device works normally)	<45dB (when the device works normally)	Fanless	Fanless	Fanless	Fanless	<40dB (when the device works normally)	<40dB (when the device works normally)
<b>Operating Temperature</b>	0 to 40°C	0 to 40°C	0 to 50°C	0 to 50°C	0 to 50°C	0 to 50°C	0 to 40°C	0 to 40°C

Model	RG-ES218GC-P	RG-ES226GC-P	RG-ES216GC	RG-ES224GC	RG-ES216GC-V2	RG-ES224GC-V2	RG-ES228GS-P	RG-ES220GS-P	
<b>Storage Temperature</b>	-40~70°C	-40~70°C	-40~70°C	-40~70°C	-40~70°C	-40~70°C	-40~70°C	-40~70°C	
<b>Operating Humidity</b>	10% to 90% RH(non-condensing)	10% to 90% RH(non-condensing)	10% to 90% RH(non-condensing)	10% to 90% RH(non-condensing)	10% to 90% RH(non-condensing)	10% to 90% RH(non-condensing)	10% to 90% RH(non-condensing)	10% to 90% RH(non-condensing)	
<b>Storage Humidity</b>	5% to 95% RH(non-condensing)	5% to 95% RH(non-condensing)	5% to 95% RH(non-condensing)	5% to 95% RH(non-condensing)	5% to 95% RH(non-condensing)	5% to 95% RH(non-condensing)	5% to 95% RH(non-condensing)	5% to 95% RH(non-condensing)	
<b>Electrostatic Discharge (ESD) Protection</b>	Air Discharge: 6KV Contact Discharge: 4KV	Air Discharge: 6KV Contact Discharge: 4KV	Air Discharge: 8KV Contact Discharge: 6KV	Air Discharge: 8KV Contact Discharge: 6KV	Air Discharge: 8KV Contact Discharge: 6KV	Air Discharge: 8KV Contact Discharge: 6KV	Air Discharge: 8KV Contact Discharge: 6KV	Air Discharge: 8KV Contact Discharge: 6KV	
<b>Casing</b>	Metal	Metal	Metal	Metal	Metal	Metal	Metal	Metal	
<b>Mounting</b>	Rack installation	Rack installation	Rack installation	Rack installation	Rack installation	Rack installation	Rack installation	Rack installation	
<b>LEDs</b>	System: SYS(Green) Per RJ45 PoE+ Ports: LINK/ACT(Green) Per SFP Interface: LINK/ACT(Green)	System: SYS(Green) Per RJ45 PoE+ Ports: LINK/ACT(Green) Per SFP Interface: LINK/ACT(Green)	System: SYS(Green) Per RJ45 Ports: LINK/ACT(Green)	System: SYS(Green) Per RJ45 Ports: LINK/ACT(Green)	System: SYS(Green) Per RJ45 Ports: LINK/ACT(Green)	System: SYS(Green) Per RJ45 Ports: LINK/ACT(Green)	System: SYS(Green) Per RJ45 PoE+ Ports: LINK/ACT(Green) Per SFP Interface: LINK/ACT(Green)	System: SYS(Green) Per RJ45 PoE+ Ports: LINK/ACT(Green) Per SFP Interface: LINK/ACT(Green)	
<b>Operating Altitude (m)</b>	- 500~5000M	- 500~5000M	- 500~5000M	- 500~5000M	- 500~5000M	- 500~5000M	- 500~5000M	- 500~5000M	
<b>Certification</b>	CE;FCC	CE;FCC	CE	CE	CE	CE	CE;FCC	CE;FCC	
<b>EMC</b>	EN 55032:2015 +AC:2016 EN 61000-3-2:2014 EN 61000-3-3:2013	EN 55032:2015 +AC:2016 EN 61000-3-2:2014 EN 61000-3-3:2013	EN 55032:2015 +AC:2016 EN 61000-3-2:2014 EN 61000-3-3:2013	EN 55032:2015 +AC:2016 EN 61000-3-2:2014 EN 61000-3-3:2013	EN 55032:2015 +AC:2016 EN 61000-3-2:2014	EN 55032:2015 +AC:2016 EN 61000-3-2:2014	EN 55032:2015 +AC:2016 EN 61000-3-2:2014	EN 55032:2015 +AC:2016 EN 61000-3-2:2014	EN 55032:2015 +AC:2016 EN 61000-3-2:2014

Model	RG- ES218GC-P	RG- ES226GC-P	RG- ES216GC	RG- ES224GC	RG- ES216GC-V2	RG- ES224GC-V2	RG- ES228GS-P	RG- ES220GS-P
	EN 55035:2017 ETSI EN 300 386 V2.1.1 (2016-07)	EN 55035:2017 ETSI EN 300 386 V2.1.1 (2016-07)	EN 55035:2017 ETSI EN 300 386 V2.1.1 (2016-07)	EN 55035:201 7 ETSI EN 300 386 V2.1.1 (2016-07)	EN 61000-3- 3:2013 EN 55035:2017 ETSI EN 300 386 V2.1.1 (2016-07)	EN 61000-3- 3:2013 EN 55035:2017 ETSI EN 300 386 V2.1.1 (2016-07)	EN 55035:2017 ETSI EN 300 386 V2.1.1 (2016-07)	EN 55035:2017 ETSI EN 300 386 V2.1.1 (2016-07)



**Ruijie | RYCE**

 **Redefine your easy network**

---

**Copyright ©2000-2024 Ruijie Networks Co., Ltd. All rights reserved.**

No part of this document may be reproduced or transmitted in any form or any means without prior written consent of Ruijie Networks Co., Ltd.

**Notice**

This content is applicable only to regions outside the China mainland. Ruijie Networks Co., Ltd. reserves the right to interpret this content.

The information contained herein is subject to change without notice. Nothing herein should be construed as constituting an additional warranty. Ruijie Networks Co., Ltd. shall not be liable for technical or editorial errors or omissions contained herein.



Ruijie Networks Co., Ltd.

**Official Website:** <https://www.ruijie.com>