

# PHOTOELECTRIC BEAM SENSOR

**PR-5B** Indoor 5m (16.5')



The popular PR-5B reflector beam is available in a white enclosure for a more unobtrusive installation. Furthermore, this new version is enhanced with extremely high immunity to external light.

## REFLECTOR BEAM FOR SHORT DISTANCE PROTECTION

The PR-5B is designed for applications where a "beam break" sensor is desirable but running wire to both ends is impractical.

Suggested applications include entrances and exits, corridors, staircases and as an annunciation device.

## COMPACT SIZE AND SMART DESIGN

Super slim, pocket calculator sized unit is designed for inconspicuous installation.

Its white enclosure blends well with virtually all environments.

## EXCELLENT EXTERNAL LIGHT IMMUNITY

A special filter effectively eliminates interference from visible light rays.

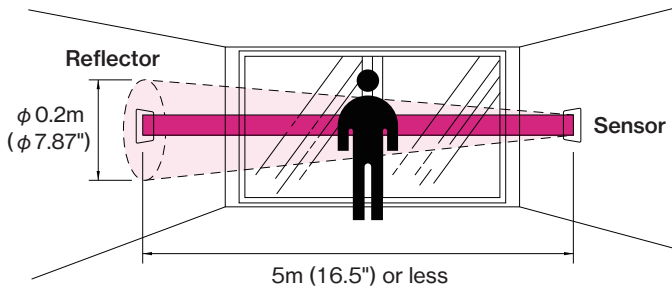
## EASY INSTALLATION

The reflector allows up to 30° ( $\pm 15^\circ$ ) angle variance in beam reception/reflection which makes installation very "forgiving" and can aid in situations where it is nearly impossible for the beam to reflect off the mirror "dead center".

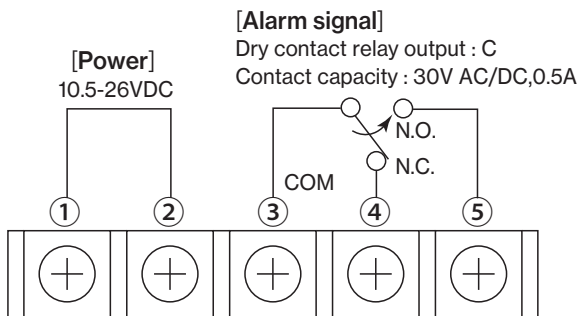
- \* Simple terminal arrangement provides for easy installation.
- \* Wide range of supply voltage, 10.5V to 26V DC (non-polarity)
- \* Flush mount plates available for both sensor and reflector (option): BP-5B, BP-5D, BP-5C
- \* "L" brackets available for both sensor and reflector (option) : BL-5

# PHOTOELECTRIC BEAM SENSOR

## COVERAGE



## TERMINAL ARRANGEMENT



## OPTIONAL

- Flush mount attachment (for sensor)

BP-5B

BP-5D



- Flush mount attachment (for reflector)

BP-5C



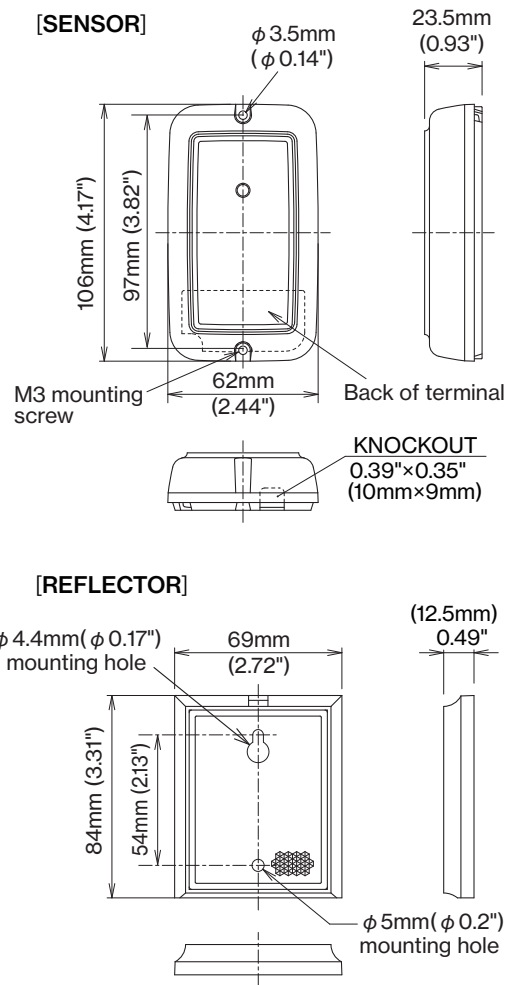
- L fitting

BL-5



## EXTERNAL DIMENSIONS

[Unit : mm (inch)]



## SPECIFICATIONS

Product name	PHOTOELECTRIC BEAM SENSOR
Model	PR-5B
Protection distance	5m (16.5') or less
Light source	Infrared light emitting diode
Response time	50msec. or more
Alarm signal	Dry contact relay output S.P.D.T. from c Contact capacity : AC/DC 30V, 0.5A
Supply voltage	10.5V to 26V DC (non-polarity)
Current consumption	37mA or less (at 12VDC)
Ambient temperature range	-20° to +50° (-4°F to +122°F)
Mounting position	Indoor-entrance, exit, window, passageway
Weight (excluding accessories)	Sensor : 90g (3.2 oz) Reflector : 50g (1.8 oz)
Appearance	Resin (off-white)

\* The specifications are subject to change without notice.

Please note : This sensor is designed to detect intrusion and to initiate an alarm; it is not a burglary or a crime preventing device. TAKEX is not responsible for damage, injury or losses caused by accident, theft, Acts of God (including inductive surge by lightning), abuse, misuse, abnormal usage, faulty installation or improper maintenance.

# TAKEX