



CAPTURE

All your motion detection needs. Captured.



Grade 2 wired | wall mount models

A security system is only as good as its ability to detect. Your reputation, your business, your future, and your customers' wellbeing, all depends on making the right choice of motion detection.

Texecom's new range of motion detectors, Capture, is our highest performing, most reliable, easiest to install range of detectors, ever. Grade 2 wired wall mount detectors offer a choice of 15m PIR, 20m quad PIR or 20m dual technology devices.

P15 - 15m PIR

- 15m / 90° volumetric coverage
- Dual element pyro
- Optional PetWise mode
- EN50131-2-2 Grade 2



Q20 - 20m Quad PIR

- 20m / 90° volumetric coverage
- Quad element pyro
- Optional PetWise mode
- EN50131-2-2 Grade 2



D20 - 20m Dual Tech

- 20m / 85° coverage
- Quad pyro + K-band microwave
- Dual tech / PetWise / CloakWise modes
- EN50131-2-4 Grade 2

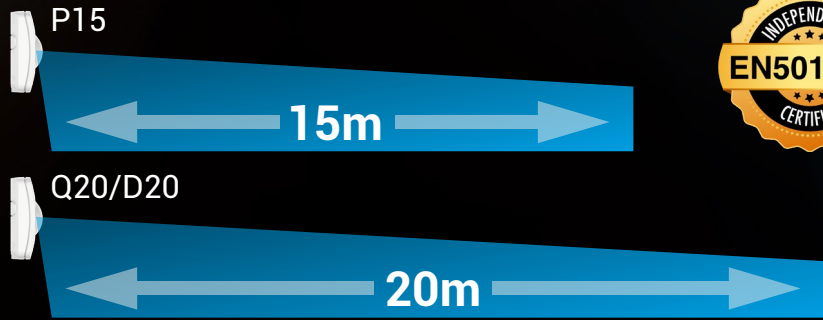


Installer details:

Texecom

Outstanding catch performance

Texecom's design team started with the perfect optical geometry for motion sensing, and developed a beautiful minimalist low-profile design that celebrates, rather than hides, its optical prowess.



Note: Coverage patterns differ when in PetWise mode.

Model	Part Number	Description	Mounting	EN Grade	Compliance	Options	Pyro	Microwave	Range	Coverage	Mounting Height	LED
P15	AKB-0001	15m PIR	Wall	G2	EN50131-2-2	PW	Dual		15m	90°	1.5m - 3m	Cyan
Q20	AKC-0001	20m Quad PIR	Wall	G2	EN50131-2-2	PW	Quad		20m	90°	1.5m - 3m	Cyan
D20	AKD-0001	20m Dual Tech	Wall	G2	EN50131-2-4	PW, CW, DT	Quad	•	20m	85°	1.5m - 3m	Tri-Colour

Options key : PW = PetWise mode CW = CloakWise mode DT = Dual Technology mode

Reliability you can depend on


Texecom understand that reliability underpins the fundamental trust in an intrusion alarm system and has developed the Capture range to be our most reliable, most resilient, most robust and most trustworthy range of motion detectors, to date.



Selectable sensitivity




Digital temperature compensation



Active white light rejection



Front-loaded fully sealed electronics



Flexible mounting points



Adjustable terminal block




EN certified selectable pet immunity option

Install in seconds

Speed up your installations and spend less time installing devices. Capture has been designed with the installer in mind and includes a host of installer friendly features, making installation and commissioning a doddle.

Applications

Capture motion detectors excel in a wide variety of professional security applications.



Residential



Retail



Education



Healthcare

For technical specs, see the manual via the TexecomPro mobile app. Visit digital.texecom.com/pro for more info.



Texecom