




NEXT GENERATION SWITCHMODE 24V MODULAR PSUs

POWER SUPPLIES

Market leading Power Supplies just got better, now with replaceable modular boards. Allowing you to upgrade your products both quickly and easily



24V POWER SUPPLY



24VMPB

SPECIFICATION	FEATURES	OTHER PRODUCTS
---------------	----------	----------------

2401SM-2 / 2402SM-2 / 2403SM-2 / 2405SM-2

- Full current to load
- 27.6VDC regulated output
- Additional battery charging
- Deep discharge protection
- Current limiting
- Short circuit protection
- 230V fused input
- Mains transient protection
- Compliant to EMC EN61000-6-1 & 3


• Available in 1, 2, 3 and 5 AMP

All new 24V RGL PSUs can be upgraded to mains and battery monitoring through a replaceable board. (Part code 24VMPB)


2401SM-2 / 2402SM-2 / 2403SM-2 / 2405SM-2

- Switchmode technology
- Constructed in a modular arrangement
- Allows for quick upgrade to Monitored PSU
- Mild steel construction
- White powder coated
- LED Indicators (mains, batt, output)
- Separate fused main connectors
- Full electronic protection
- Onboard tamper protection
- Converts power more efficiently
- Multiple cable entry
- Wiring instructions included
- Allows for 2 x 9Ah batteries

KP50



VRM2



DIMENSIONS	CONTENTS
------------	----------

2401SM-2 / 2402SM-2 / 2403SM-2 / 2405SM-2

- 310H x 340W x 80D (mm)
- 3.07Kg Boxed
- 2.84Kg Unboxed

2401SM-2 / 2402SM-2 / 2403SM-2 / 2405SM-2

- Power Supply Unit
- 2 x Battery Leads (1 x Red, 1 x Black)
- 1 x Earth Lead - Connected
- 1 x Battery connecting lead

ML600




EDR

